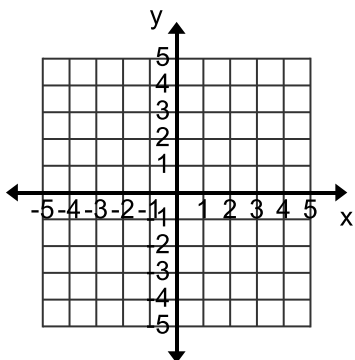


4-3 Graphing Linear Relations

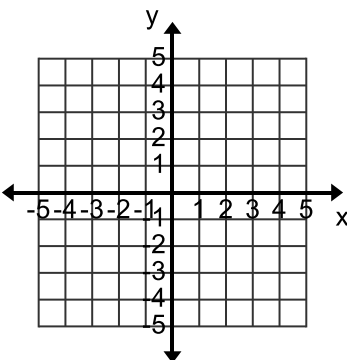
Name _____

Make a t-chart for each equation, plot the points from your t-chart, and then connect the points to form a straight line on the graph below the problem.

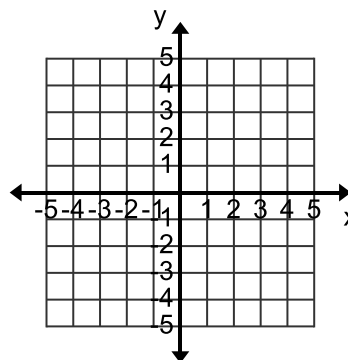
1. $x + y = 4$



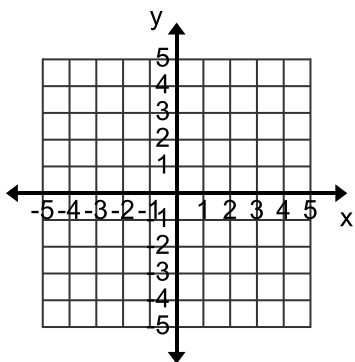
2. $y = 2x - 1$



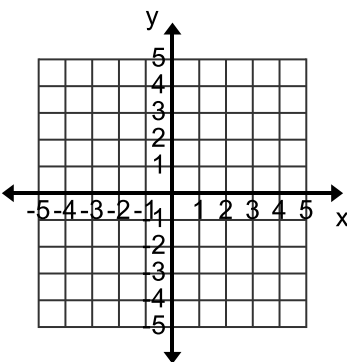
3. $y = x + 2$



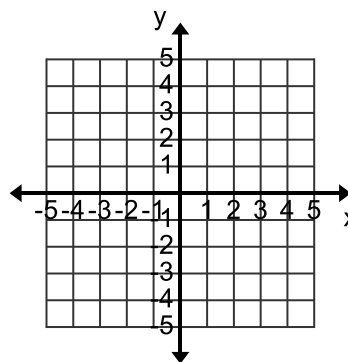
4. $x - y = 2$



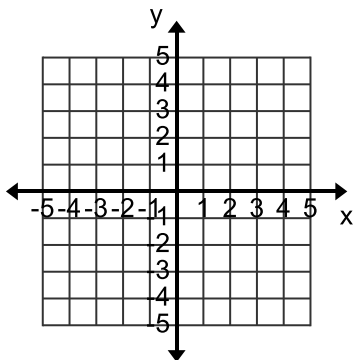
5. $y = 2x - 3$



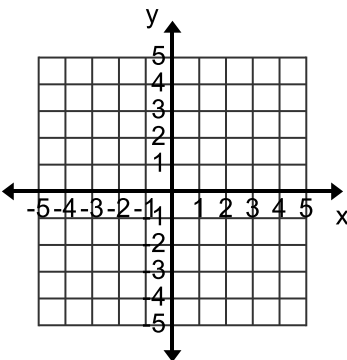
6. $y = 2x + 1$



7. $x - y = 1$



8. $y = x - 1$



9. $2x + y = 7$

