

5-3 Graphing Inequalities

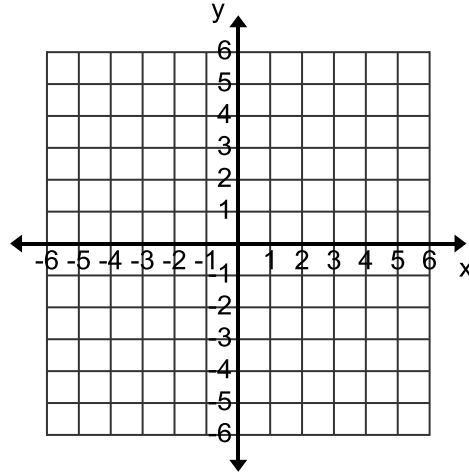
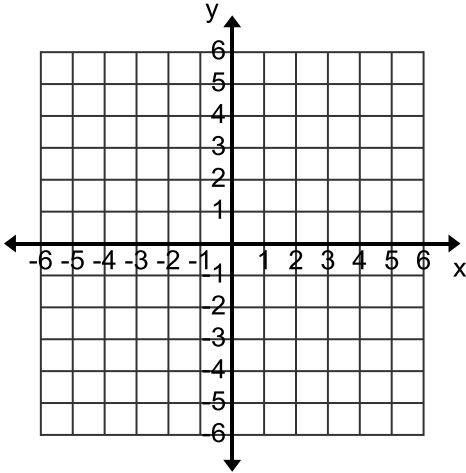
Name: _____

Time Start: _____ Finish: _____ Total Time = _____

Graph the following on the given graphs.

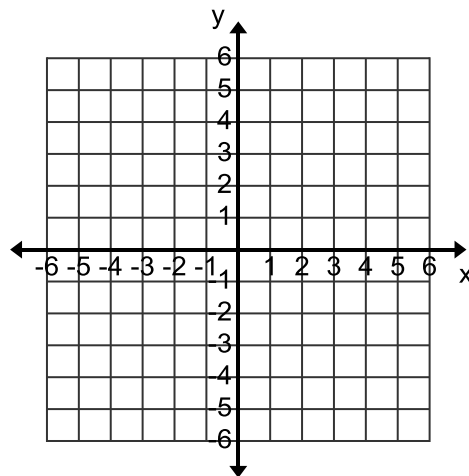
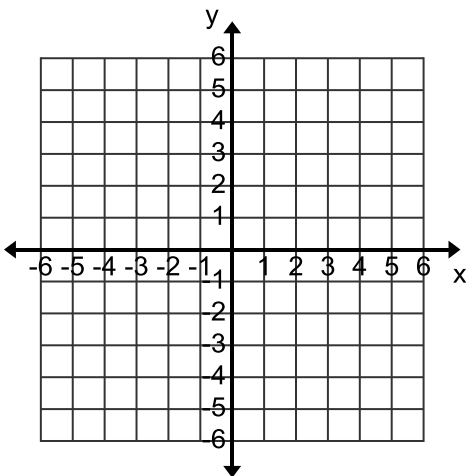
1.
$$\begin{cases} y > -2x + 1 \\ y \leq \frac{1}{2}x + 1 \end{cases}$$

2.
$$\begin{cases} y \leq 3x - 1 \\ y > 2x + 1 \end{cases}$$

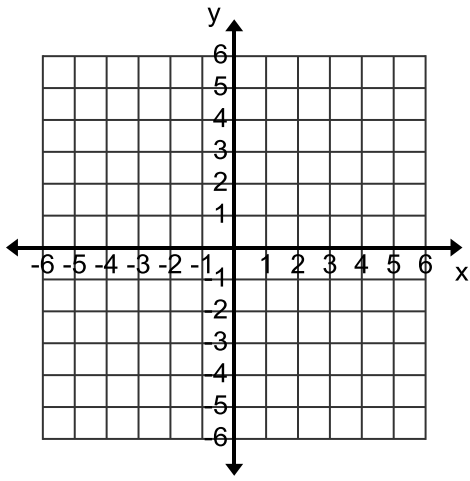


3.
$$\begin{cases} y \leq \frac{1}{3}x + 2 \\ y \leq 2x + 1 \end{cases}$$

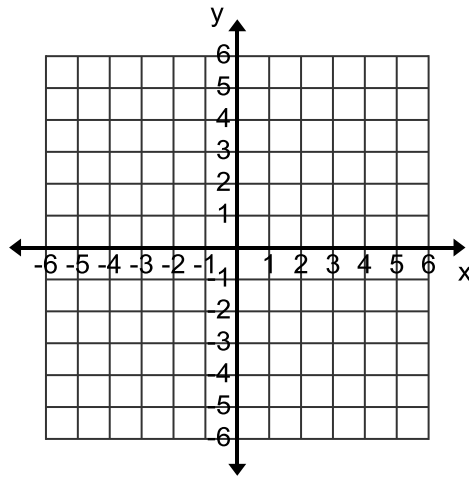
4.
$$\begin{cases} y > x - 1 \\ y < -x + 1 \end{cases}$$



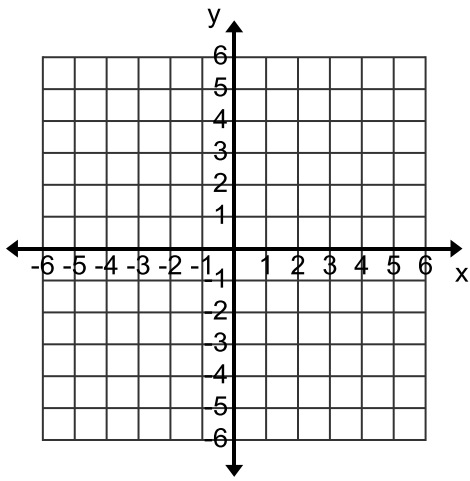
5.
$$\begin{cases} y < -x+1 \\ y > \frac{1}{3}x+1 \end{cases}$$



6.
$$\begin{cases} y \leq \frac{1}{4}x-1 \\ y \leq x+1 \end{cases}$$



7.
$$\begin{cases} y > \frac{1}{3}x+1 \\ y \leq 3x+1 \end{cases}$$



8.
$$\begin{cases} y > 1 \\ y < 3 \end{cases}$$

