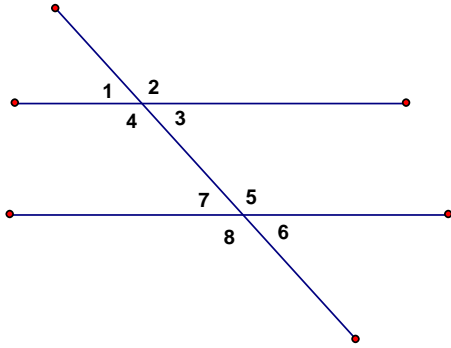


Chapter 3 Practice Test 2

Name _____

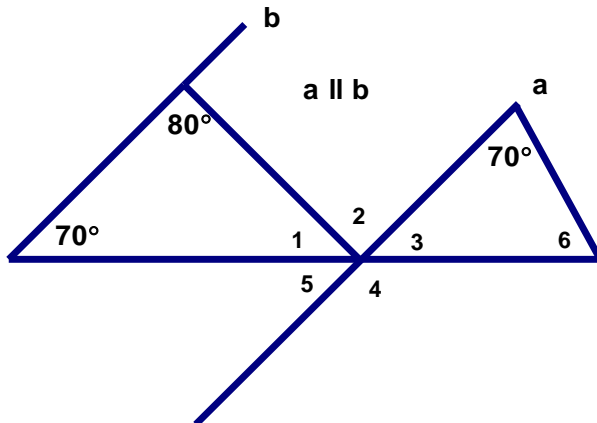


Tell what specific type of angle each of the following happen to be in the figure above.

1. 1 and 3 _____
2. 3 and 6 _____
3. 2 and 5 _____
4. 5 and 4 _____
5. 1 and 7 _____
6. 3 and 7 _____

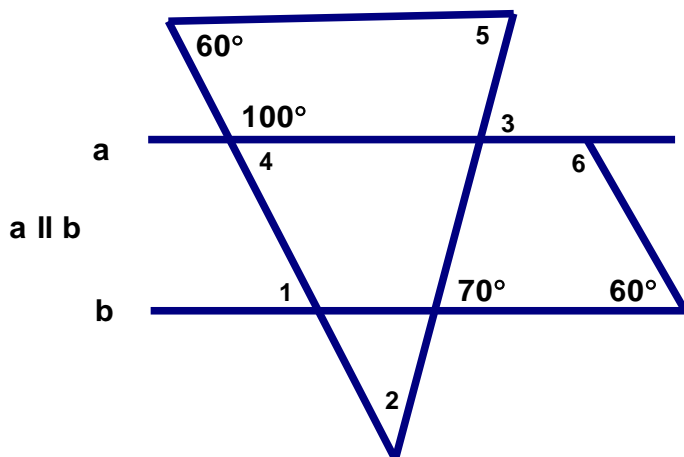
7. Find the missing angles below.

$\angle 1 = \underline{\hspace{1cm}}$ $\angle 2 = \underline{\hspace{1cm}}$ $\angle 3 = \underline{\hspace{1cm}}$ $\angle 4 = \underline{\hspace{1cm}}$ $\angle 5 = \underline{\hspace{1cm}}$ $\angle 6 = \underline{\hspace{1cm}}$



8. Find the missing angles below.

$\angle 1 = \underline{\hspace{1cm}}$ $\angle 2 = \underline{\hspace{1cm}}$ $\angle 3 = \underline{\hspace{1cm}}$ $\angle 4 = \underline{\hspace{1cm}}$ $\angle 5 = \underline{\hspace{1cm}}$ $\angle 6 = \underline{\hspace{1cm}}$



9. Fill in the missing angles below.

