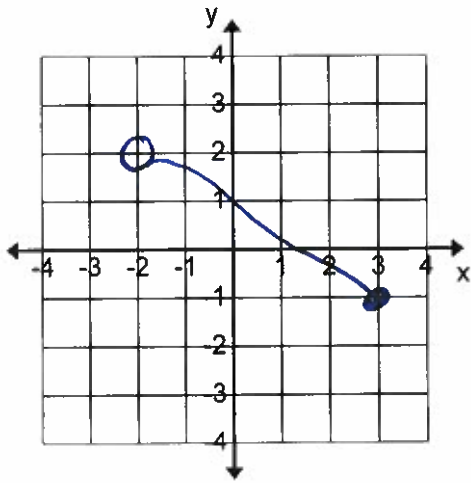




Give the domain and range of each graph below.

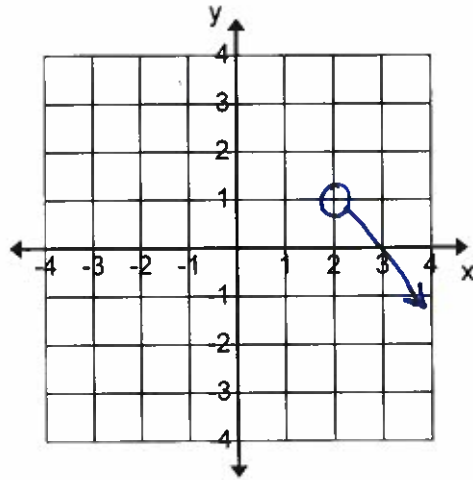
21.



Domain = \_\_\_\_\_

Range = \_\_\_\_\_

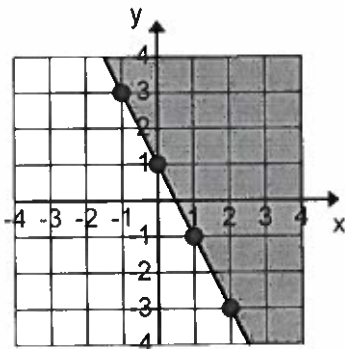
22.



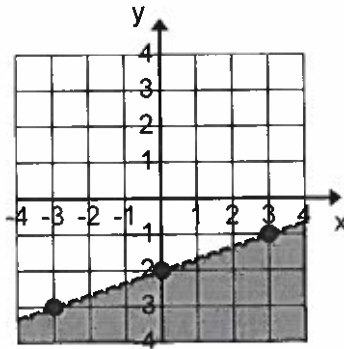
Domain = \_\_\_\_\_

Range = \_\_\_\_\_

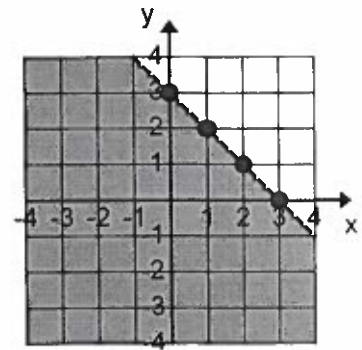
Graph 1



Graph 2



Graph 3



\_\_\_\_\_ 23. What inequality is graphed in graph 1 above?

\_\_\_\_\_ 24. What inequality is graphed in graph 2 above?

\_\_\_\_\_ 25. What inequality is graphed in graph 3 above?